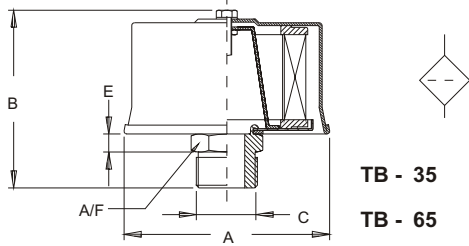


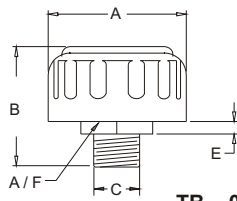
BREATHER - TB




THREADED TYPE



TB - 35
TB - 65
TB - 165



TB - 05
TB - 25



| MODEL | DISPLACEMENT | | RATING MICRON | A | B | C STD IN BSPP | E | A / F | WT KGS |
|--------------|--------------|-----|------------------|-----|-----|---------------------|----|-------|-----------|
| | | | | | | | | | |
| TB . 05 . | 150 | LPM | 40 | | | | | | |
| TB . 05 . 10 | 90 | LPM | 10 | 45 | 63 | 1/4" | 8 | 25 | 0.13 |
| TB . 25 . | 720 | LPM | 40 | | | | | | |
| TB . 25 . 10 | 400 | LPM | 10 | 77 | 75 | 3/4" | 10 | 30 | 0.25 |
| TB . 35 . | 1000 | LPM | 10 | 110 | 138 | 1 - 1/2" | 12 | 55 | 0.40 |
| TB . 65 . | 2000 | LPM | 10 | 145 | 145 | 2" | 15 | 65 | 0.55 |
| TB . 165 . | 4000 | LPM | 10 | 185 | 195 | 2 - 1/2" | 15 | 80 | 1.30 |

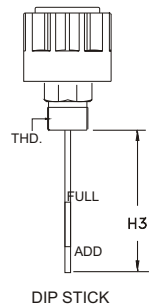
Note : TB 35 / 65 / 165 Nylon Housing

MODEL CODE : ASSEMBLY

| TB | - 05 | - 10 | - * * * | - P | - * | |
|--------|---------------|---------------|------------------------|-----------------------------------|----------------------------------|-------------------|
| SERIES | CAPACITY | FILTRATION | THREADS | FEATURE | FEATURE 3 | |
| | CFM | μ MICRONS | OPTIONAL # | SPECIAL # | OPTIONAL # (OMIT IF NOT REQD) | |
| TB | 05 | 40 - 40 μ Std | 02* - 1/4" * B / N | P - PRESSURISED (5 P S I) | B - BLACK POWDER COATED CAP | |
| | | | 04S - 7/16" - 20 UNF | | | |
| | | | 03* - 3/8" * B / N | | | |
| | | | 06S - 9/16" - 18 UNF | | | |
| | | | 04* - 1/2" * B / N | | | |
| | | | 08S - 3/4" - 16 UNF | | | |
| | 25 | 10 - 10 μ Nom | 03 - 3 μ Nom | 04* - 1/2" * B / N | | SG - SPLASH GUARD |
| | | | | 08S - 3/4" - 16 UNF | | |
| | | | | 06* - 3/4" * B / N | | |
| | | | | 12S - 1-1/16" - 12 UNF | | |
| | | | | 08* - 1" * B / N | | |
| | | | | 16S - 1-5/16" - 12 UNF | | |
| 35 | 10 - 10 μ Nom | 10 - 10 μ Nom | 10* - 1 - 1/4" * B / N | DS 4 - DIP STICK 4" | | |
| | | | 20S - 1-5/8" - 12 UNF | | | |
| | | | 12* - 1 - 1/2" * B / N | | | |
| | | | 24S - 1-7/8" - 12 UNF | | | |
| 65 | 10 - 10 μ Nom | 10 - 10 μ Nom | 16* - 2" * B / N | DS 6 - DIP STICK 6" (Ref - H3) | | |
| | | | 32S - 3" - 12 UNF | | | |
| 165 | 10 - 10 μ Nom | 10 - 10 μ Nom | 20* - 2 1/2" * B / N | DS 8 - DIP STICK 8" | | |
| | | | 40S - 3-1/2" - 12 UNF | | | |

P - FEATURE

- BUILT IN VALVE ASSEMBLY HELPS TO MAINTAIN PRESET PRESSURE (5 P S I) IN THE TANK.
- ALLOWS FREE FLOW OF AIR INTO THE TANK IF PRESSURE FALLS BELOW ATMOSPHERIC.
- IF PRESSURE INSIDE TANK INCREASES VALVE RELEASES AT PRESET PRESSURE (5 P S I)
- DISPLACED AIR IS FILTERED & CLEAN



OPTIONAL / SPECIAL FEATURE (CONSULT FACTORY) - OMIT IF NOT REQUIRED